

The Foundation of our Democracy

The Preamble to the US Constitution

We the People of the United States, in Order to form a more perfect Union, establish Justice, insure domestic Tranquility, provide for the common defense, promote the general Welfare, and secure the Blessings of Liberty to ourselves and our Posterity, do ordain and establish this Constitution for the United States of America.

Democrat or Republican: Where do you stand?

Preamble to the 2022 Texas Democratic Party Platform

Texas Democrats will fight for a well-functioning government that acts based on facts and evidence to preserve the life, health, and well-being of every person. The interdependence of every Texan on the actions of every other Texan challenges us to give of ourselves so that none of us fall. Together, we will overhaul the social contract and establish a new economic engine that allows all residents to thrive.

Preamble to the 2022 Texas Republican Party Platform

Affirming our belief in God, we still hold these truths to be self-evident: that all men are created equal, that they are endowed by their Creator with certain unalienable Rights, that among these are Life, Liberty, and the Pursuit of Happiness. Throughout the world, people dare to dream of freedom and opportunity. The Republican Party of Texas unequivocally defends that dream. We strive to preserve the freedom given to us by God, implemented by our Founding Fathers, and embodied in the Constitution. We recognize that human nature is immutable. We further recognize that the traditional family is the strength of our nation. It is our solemn duty to protect innocent life and develop responsible citizens. We understand that our economic success depends upon free market principles. If we fail to maintain our sovereignty, we risk losing the freedom to live these ideals.

What makes dollars and sense for you?

On the following pages, you will find statistics from states that voted for Joe Biden (Democratic states) and states that voted for Donald Trump (Republican states) in the 2020 Presidential election.

These statistics include data from the 2020 Census and other identified sources. They focus on significant differences between Democratic and Republican states in major categories. Though the data is impartial, there are significant differences regarding the economy, education, criminal justice, healthcare, drug policy, gun violence, and voter turnout.

This project highlights some of the differences between Democrats and Republicans. It is endorsed by the Harris County Democratic Party. It was developed by Colby Wright and Ted Weisgal. Colby is owner of Colby Wright Designs. Ted is co-author of Robert's Rules for Kids and Big Kids: A Guide to Teaching Children of All Ages the Basics of Parliamentary Procedure.

Democratic vs. Republican Policies by the Numbers

Data for the following was acquired from the 2020 Presidential Election results, the 2020 Census, and other identified sources. Policies are derived from the platforms of the Texas Democratic Party (texasdemocrats.org) and the Texas Republican Party (texasgop.org). States that voted for Biden are referred to as Democratic states, and states that voted for Trump are referred to as Republican states.

Economy

Gross Domestic Product (GDP)

GDP per capita is the average economic output per person in a state.

Average GDP per Capita by States	
Democratic	\$76,666
Republican	\$67,725

Average GDP per capita is \$8,940.16 (13.2%) higher in Democratic states.

Of the 25 states with lowest GDP per capita, 15 voted Republican and 10 voted Democrat.



(Source: census.gov)

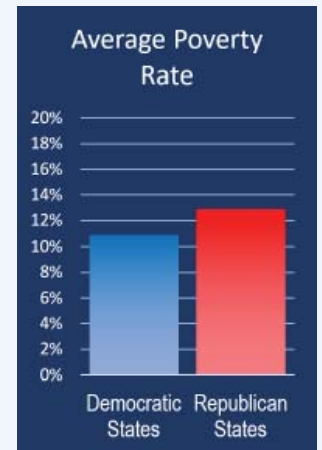
Poverty

Poverty rate measures the percentage of people in each state living below the poverty line.

Average Poverty Rate by States	
Democratic	10.9%
Republican	12.9%

The poverty rate is 18.3% higher in Republican states.

Of the 25 states with the highest poverty rates, 16 voted Republican and 9 voted Democrat.



(Source: census.gov)

Federal Dependency Score

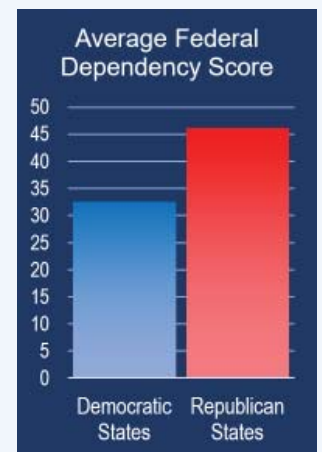
Federal dependency score is calculated by a weighted average of return on federal taxes, federal jobs, and federal funding as a share of state revenue.

Average Federal Dependency Score by States	
Democratic	32.5
Republican	46.2

The average federal dependency score is 42% higher in Republican states.

(Source: WalletHub)

Of the 25 states most dependent on the federal government, 16 voted Republican and 9 voted Democrat.



Did You Know?

Counties that voted for Biden make up 71% of the country's GDP. Counties voting for Trump make up 29% of the GDP.

(Source: The Brookings Institution)

Democratic Policies

- Support employee rights
- Increase the minimum wage
- Protect and expand Social Security

Minimum Wage

9 of 25 Republican states have a minimum wage above the national average (avg \$8.44), compared to 21 of 25 Democratic states (avg \$11.99).

(Source: Department of Labor)

Republican Policies

- Reduce worker protection
- Eliminate the minimum wage
- Privatize Social Security

Healthcare

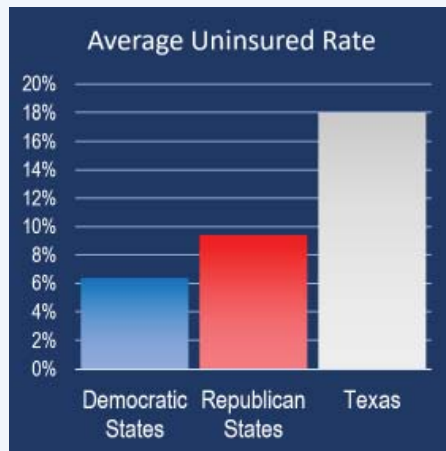
Uninsured Rate

Average Uninsured Rate by States	
<i>Democratic</i>	<i>6.4%</i>
<i>Republican</i>	<i>9.4%</i>
<i>Texas</i>	<i>18.0%</i>

Republican states have 47% more **uninsured** people on average than do Democratic states.

Of the 25 states with lowest insured rate, 20 voted Republican and 5 voted Democrat.

Texas ranks ***last*** with 18% of Texans uninsured.



(Source: census.gov)

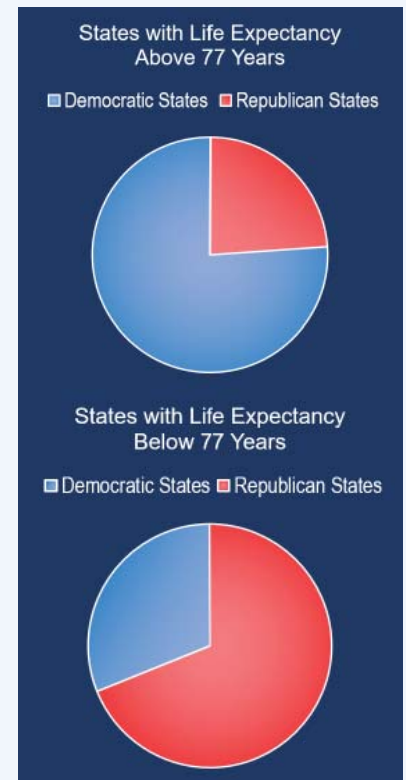
Life Expectancy

Average Life Expectancy by States	
<i>Democratic</i>	<i>77.7 years</i>
<i>Republican</i>	<i>75.5 years</i>

81% of states with life expectancy **above** 77 years voted Democrat.

69% of states with life expectancy **below** 77 years voted Republican.

Of the 25 states with the lowest life expectancy, 18 voted Republican, and 7 voted Democrat.



(Source: cdc.gov)

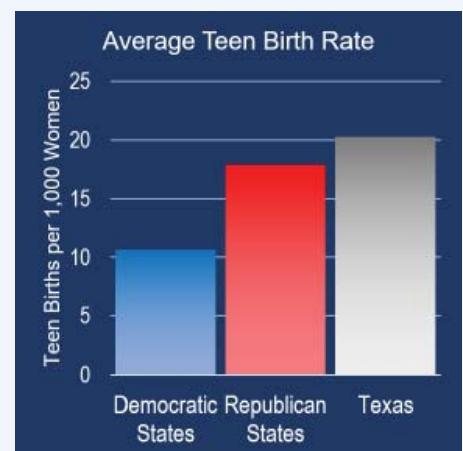
Teen Birth Rate

Average Teen Birth Rate by States (per 1,000 women)	
<i>Democratic</i>	<i>10.6</i>
<i>Republican</i>	<i>17.9</i>
<i>Texas</i>	<i>20.3</i>

The teen birth rate is 69% higher in Republican states.

Of the 25 states with highest teen birth rates, 21 voted Republican and 4 voted Democrat.

Texas ranks 41st in teen birth rates with 20.3 teen births per 1,000 women.



Democratic Policies

- Expand Medicaid coverage to improve healthcare access
- Affordable and universal “single-payer” healthcare system that would provide high-quality, privately delivered, publicly funded healthcare for all residents of Texas
- Expand access to contraception and reinstate the right to an abortion
- Provide comprehensive, sex education programs and end failed abstinence-only education policies

Republican Policies

- Eliminate confidential complaints against physicians
- Abolish public school programs that expand mental or reproductive healthcare access to minors
- Abolish all welfare programs
- Repeal the Patient Protection and Affordable Care Act

Criminal Justice

Incarceration Rate

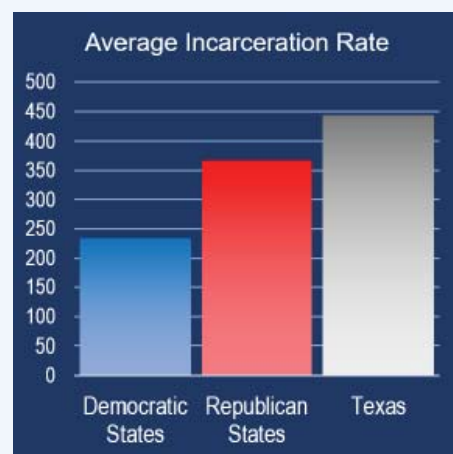
Average Incarceration Rate by States (per 100k)	
Democratic	234.1
Republican	366.6
Texas	443.0

The incarceration rate is **56% higher** in Republican states.

Texas ranks 44th in incarceration with 443 inmates per 100,000 people.

Of the 25 states with the highest incarceration rates, 18 voted Republican and 7 voted Democrat.

The US prison population decreased by 1% in 2021.



(Source: Bureau of Justice Statistics)

Democratic Policies

- End criminal penalties for abortion
- Transform policing
- Reform bail policies
- Eliminate private prisons and private detention facilities
- Prioritize eradication of the school-to-prison pipeline

Republican Policies

- Capital punishment is legitimate and should be reasonably swift
- Any large city or county that cuts its police budget should be required to cut its property tax revenue by at least the same amount
- Reform or replace Child Protective Services

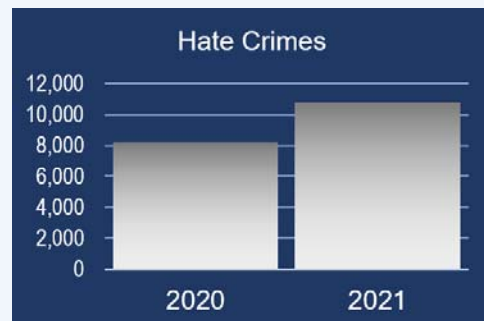
Social Justice

Hate Crimes

Number of Hate Crimes Reported by Year	
2020	8,210
2021	10,840

There were 10,840 hate crimes reported nationwide in 2021, which is a **32% increase** from 8,210 in 2020.
(Source: US Department of Justice)

There is insufficient data available to accurately identify hate crime occurrences by state or political affiliation.



Democratic Policies

- Equal protection and rights for all LGBTQIA+ people
- Promote racial equity and ensure that Texans of all racial and ethnic backgrounds are treated with dignity and respect
- Call on local law enforcement agencies to fully and vigorously enforce hate crime statutes

Republican Policies

- Homosexuality is an abnormal lifestyle choice
- Remove education involving race, discrimination, and racial awareness
- Complete repeal of hate crime laws

Immigration

Wasteful Spending

Governor Abbott's border policies have cost the state economy billions, including a mass border inspection effort that cost \$4 billion in waste while failing to find any illegal drugs or migrants. (Source: Texas Observer)

Kids In Cages

President Trump's Family Separation policy removed 4,000 children from their families with no records available to help them reunite with their families. As of April 2023, the Biden Administration's Reunification Task Force has reunited over 3,000 children with their families, and is continuing to address the remaining thousand. (Source: Immigration Impact)

Democratic Policies

- Immigration reform, including an attainable path to citizenship
- Expand access to Highly Skilled Immigration visas for specialty occupations (H1B) and Permanent Residency
- Reduce the fees and excessive paperwork requirements associated with visa applications that create unnecessary barriers to immigration
- Establish a plan for Latin America to foster economic stability and end gang violence

Republican Policies

- Only persons known to be legal entrants shall be released into the US population
- Permanently end the H1B Foreign Worker Visa program
- Texas has the authority and duty to defend Texas citizens against "imminent danger" by any and all appropriate measures

Foreign Policy

The Trump administration imposed nearly **\$80 billion worth of new taxes** on Americans by levying tariffs on thousands of products, which is equal to one of the largest tax increases in decades. (Source: Tax Foundation)

Democratic Policies

- Restore U.S. leadership in international institutions such as the United Nations
- Nurture proven alliances and honor our treaty obligations
- Restore our moral status in the world by promoting human rights and democracy
- Promote trade that is both free and fair to benefit the people and workers in America and abroad

Republican Policies

- Withdraw from the United Nations
- Oppose any action, military or otherwise, or any other involvement in a war that has not been declared by the US Congress
- Prohibition of the Boycott, Divestment, and Sanctions (BDS) movement as a form of warfare being waged upon Israel

Education

High School Graduation Rate

Average High School Graduation Rate by States	
Democratic	90.3%
Republican	89.7%
Texas	84.4%

17 of the 29 states with graduation rates above 90% voted Democrat.

13 of the 21 states with graduation rates below 90% voted Republican.

Of the the 25 states with the lowest high school graduation rates, 14 voted Republican and 9 voted Democrat.

Texas ranks next to last with a graduation rate of 84.4%.

(Source: census.gov)

Democratic Policies

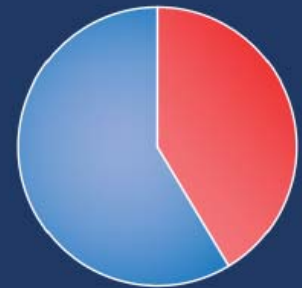
- Free non-ideological education
- Provide ethnic studies
- Environmental education programs

Republican Policies

- Distribute educational funds to any school, whether public, private, religious, charter, or home school
- Education shall be free from any social theories

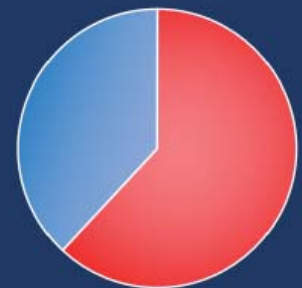
States with High School Graduation Rate Above 90%

■ Democratic States ■ Republican States



States with High School Graduation Rate Below 90%

■ Democratic States ■ Republican States



Gun Violence

From 2009-2023, Texas had more people killed in mass shootings than any other state.

(Source: The Dallas Morning News)

Gun Death Rate

Average Gun Death Rate by States (per 100k)	
Democratic	10.3
Republican	16.7

(Source: cdc.gov)

The gun death rate is 62% higher in Republican states.

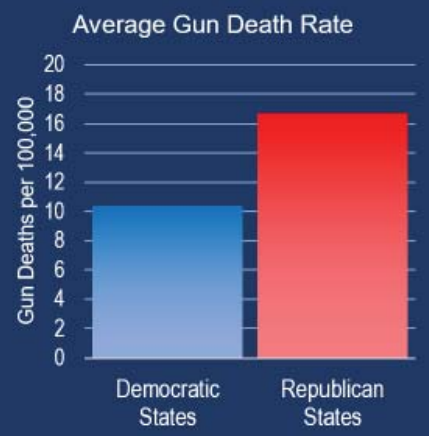
Of the 25 states with highest rate of gun deaths, 20 voted Republican and 5 voted Democrat.

Democratic Policies

- Require education for responsible use and possession of firearms
- Compile registry of people with violent histories to ensure they cannot purchase guns until their records are cleared
- Allow gun violence research by the Centers for Disease Control and Prevention
- Require universal background checks

Republican Policies

- Pass unrestricted Constitutional Carry
- Repeal the National Firearms Act of 1934 and the Gun Control Act of 1968



Drug Policy

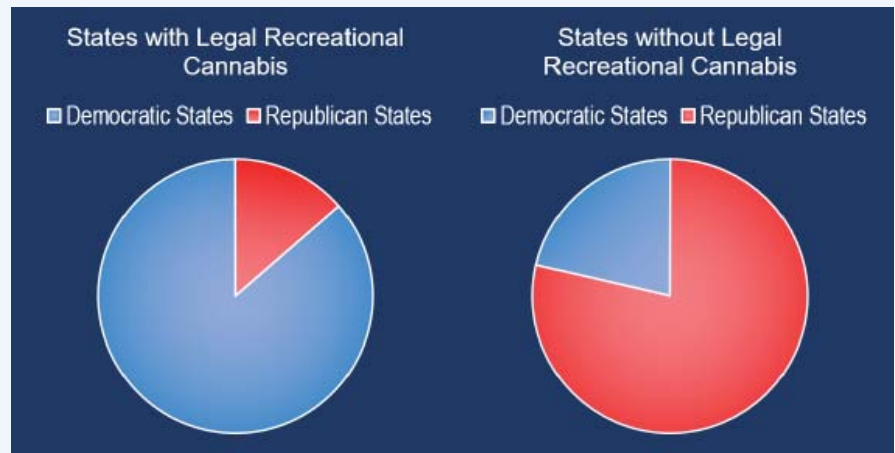
Recreational Cannabis

Number of States with Legal Recreational Cannabis	
Democratic	19
Republican	3

86% of states with recreational cannabis voted Democrat.

79% of states without recreational cannabis voted Republican.

Of the 25 states that voted Democrat, 19 have legal recreational cannabis. 3 (Source: procon.org) of 25 Republican states have legal recreational cannabis.



Democratic Policies

- Treat drug use and mental health as public health challenges rather than crimes
- Legalize the medicinal and recreational possession and use of cannabis and its derivatives

Republican Policies

- Oppose legalization and decriminalization of illicit natural and/or illegal synthetic drugs
- Remove cannabis from the list of Schedule I and move to Schedule II (medical use only; prescription required)

Elections

Voter Turnout

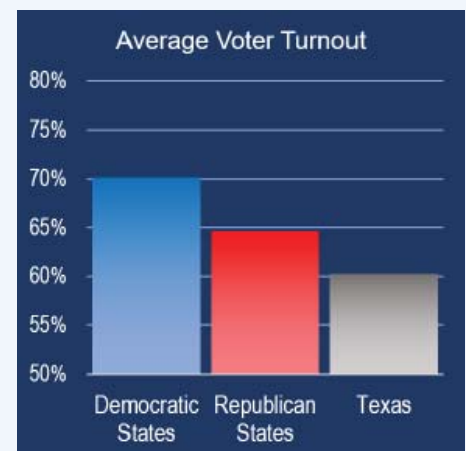
Average Voter Turnout by States in 2020	
Democratic	70.0%
Republican	64.6%
Texas	60.2%

2020 voter turnout was 8.3% higher in Democratic states.

Of the 25 states with the lowest voter turnout, 18 voted Republican and 7 voted Democrat.

Texas ranked 44th in voter turnout with 60.2%, which was 10.6% lower than the national average.

(Source: electproject.org)



Democratic Policies

- Eliminate barriers to voting and encourage full participation in elections
- Limit the pervasive influence of money in politics and ensure a level playing field
- Promote transparency, accountability, and ethics in public life and all levels of government

Republican Policies

- Felony penalties for election code violations
- Restrict distribution of mail-in ballots
- Reduce the time allowed for early voting

Energy

The winter freeze grid failure cost Texans **\$50 billion for the month of February 2021** (about \$1,700 per Texan). Dallas Federal Reserve economists estimated that the blackouts cost the state's economy **\$80 to \$130 billion**, potentially making this event the most expensive disaster in state history.

(Source: *Texas Monthly*)

Democratic Policies

- Ensure Texas leads the global clean energy revolution
- Uphold stringent regulations on oil and gas operations
- Promote environmental protection, regulations, and enforcement

Republican Policies

- Oppose environmentalism that obstructs business interests and private property use
- Oppose all efforts to classify carbon dioxide as a pollutant
- Defund "climate justice" initiatives, abolish the Environmental Protection Agency, and repeal the Endangered Species Act

To Make a Better Texas, Vote Democratic

Register to Vote

Visit [votetexas.gov](https://www.votetexas.gov) to register or check your registration status.



Volunteer

Visit harrisdemocrats.org to get involved with the Harris County Democratic Party. Volunteering is a great way to build connections in your community while working towards a better future for everyone.

Consider joining one of the many Houston area clubs:

- | | | | |
|---|---|---|--|
| • Area 5 Democrats | • Cy-Fair Area Democratic Club | • Harris County Tejano Democrats | • Oak Forest Area Democrats |
| • Bay Area Association of Democratic Women (BAAD Women) | • Cypress-Tomball Democrats | • Harris County Young Democrats | • Rice Young Dems |
| • Bay Area Democratic Movement | • Democracy for Houston | • Houston Area Stonewall Democrats | • ROAD Women |
| • Bay Area New Democrats (BAND) | • Democratic Club of The Woodlands | • Houston Black American Democrats (HBAD) | • Southwest Democrats |
| • Bayou Blue Democrats | • Democratic Law Students Association at South Texas College of Law Houston | • Houston Stonewall Young Democrats | • Spring Branch Democrats |
| • Baytown Area Democrats | • Diverse Alief Democrats | • Humble Area Democrats | • Spring Democratic Club |
| • Bellaire/Braeswood Democrats | • East Houston Democrats | • Katy Area Democrats | • Texans Abroad |
| • Braes Oaks Democrats Club | • Energy & Environmental Democrats | • Kingwood Area Democrats | • Texas Coalition of Black Democrats - Harris County |
| • College Democrats at the University of Houston | • Greater Heights Democratic Club | • Meyerland Area Democratic Club | • Texas Democratic Women of Harris County Metro |
| | • Harris County Democratic Lawyers' Association | | • West Houston Democrats |
| | | | • West University Area Democratic Club |

Donate

If you don't have the time to volunteer (or even if you do), a monetary donation to HCDP is a great way to invest in your future. A little bit goes a long way!

You can make a one-time donation at harrisdemocrats.org/donate.

Become a sustaining member with a recurring donation at harrisdemocrats.org/membership.

Directly fund the production of this document at bit.ly/HCDP-DemocracyAtStake.

